REV.	DESCRIPTION	DRW.	CHK.	APP.	DATE
A	RELEASE				

Ordering infomation:

23X6960-XXS20X-XXX

- B PBT / N Nylon-6T / L LCP
- Number of Contact: 06, 08, 10, 12, 14, 16, 20, 24, 26, 30, 34, 40, 50, 60, 64.
- Color
- Contact Plating: 01 Normal; 10 10μ"; ⋮ ⋮
- G Gold Plated / T Tin Plated / H Duplex Plated

Circuits	Dimension mm L1	L2
2X3	5.08	15.24
2X4	7.62	17.78
2X5	10.16	20.32
2X6	12.70	22.86
2X7	15.24	25.40
2X8	17.78	27.94
2X10	22.86	33.02
2X12	27.94	38.10
2X13	30.48	40.64
2X15	35.56	45.72
2X17	40.64	50.80
2X20	48.26	58.42
2X25	60.96	71.12
2X30	73.66	83.82
2X32	78.74	88.90

SPECIFICATIONS

Current Rating:
3 Amp
Insulator resistance:
5000 Megohms Min.
Contact resistance:
20 m ohms Max.
Dielectric withstanding:
AC 1000V/minute
Operating Temperature:
-40° ~ +105°C
Contact Material:
BRASS
Insulator Material:
High Temperature Thermoplastic
+Glass Fibre UL94V-0
Color: Black
Finish:
Gold, Tin or Duplex plated
Standard: Gold flash all over
Duplex plated:
Gold plated on contact area
Tin on solder area

RoHS Compliance

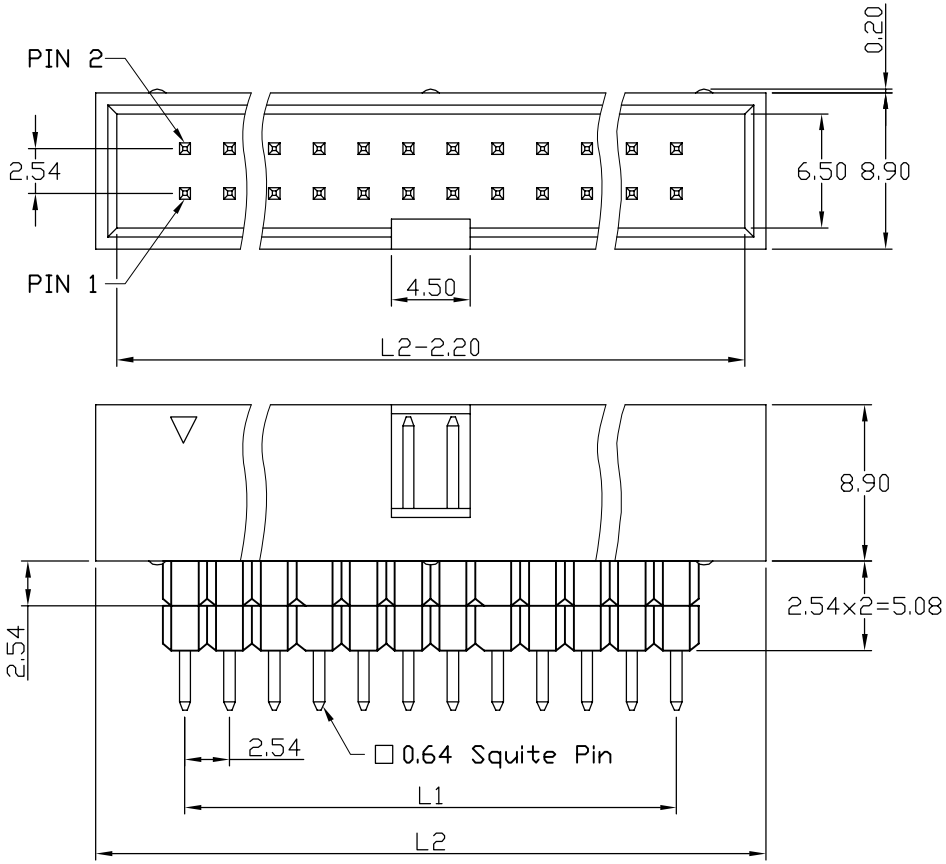

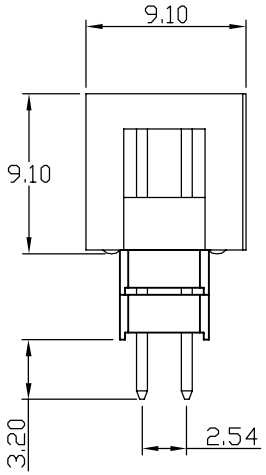

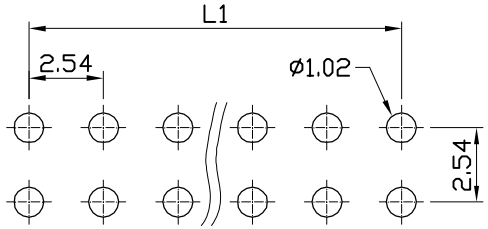

RECOMMENDED P.C.B. LAYOUT

Ref.

成品規格圖		APP.		ANGLES	±3°	SIZE	A4
				LINEAR	0.0 ±0.38	SCALE	3:1
TITLE	2.54mm Box Header Straight Type	CHK.			0.00±0.25	SHEET	1/1
PART NO	23X6960-XXS20X-XXX						
DRW NO		DR.	KEN 96.01.04				
UNIT	mm(INCH) PROJECT ◎ ◁						

JVE GLOBAL