

REV.	DESCRIPTION	DRW.	CHK.	APP.	DATE
A	RELEASE				

**SPECIFICATIONS**

Current Rating:  
3 Amp

Insulator resistance:  
5000 Megohms Min.

Contact resistance:  
20 m ohms Max.

Dielectric withstanding:  
AC 1000V/minute

Operating Temperature:  
-40° ~ +105°C

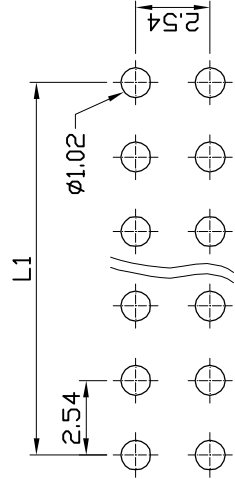
Contact Material:  
BRASS

Insulator Material:  
High Temperature Thermoplastic  
+Glass Fibre UL94V-0

Color: Black

Finish:  
Gold, Tin or Duplex plated  
Standard: Gold flash all over  
Duplex plated:  
Gold plated on contact area  
Tin on solder area

**RoHS Compliance**

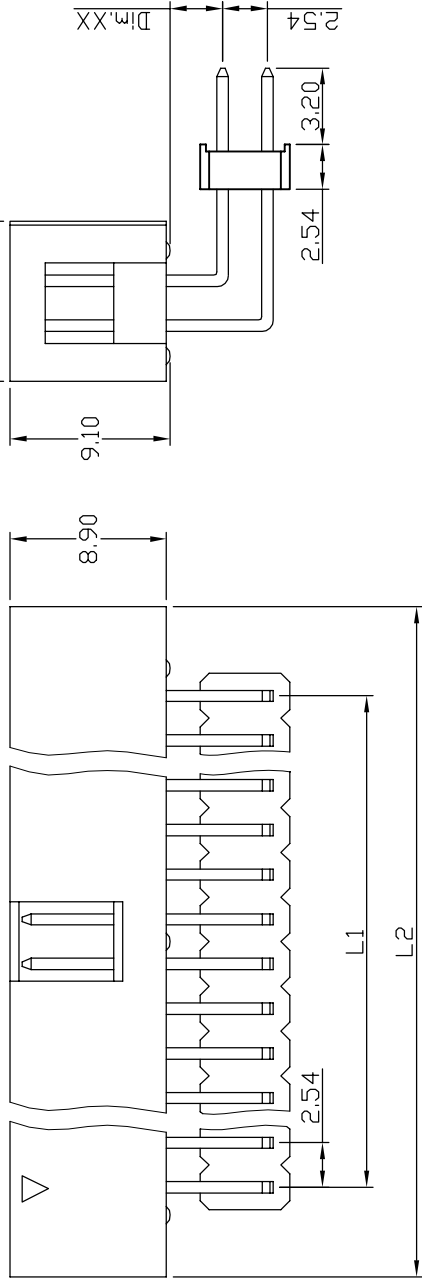
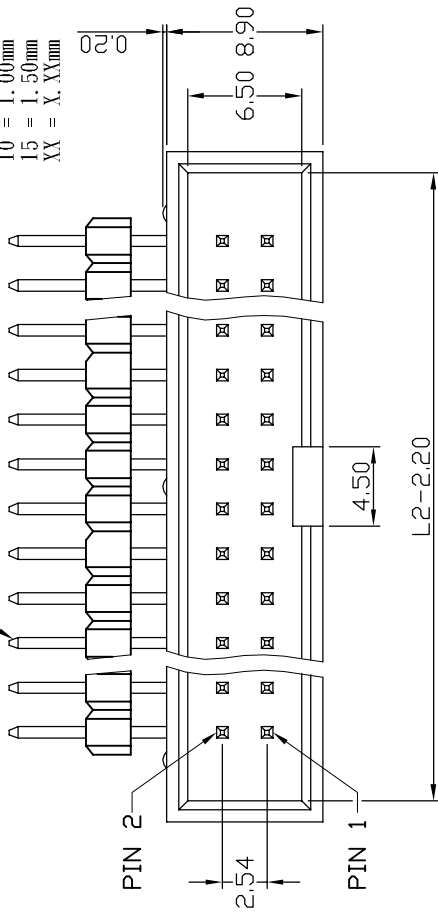


RECOMMENDED P. C. B. LAYOUT

**Ordering information:**  
23X6960-XXDXXAX-XXX

- B PBT
- N Nylon-6T
- L LCP
- Number of Contact  
06, 08, 10, 12, 14,  
16, 20, 24, 26, 30,  
34, 40, 50, 60, 64.
- Dimension  
10 = 1.00mm  
15 = 1.50mm  
XX = X.XXmm
- G Gold Plated
- T Tin Plated
- H Duplex Plated
- Contact Plating  
01 Normal  
10 10 μ"
- Color

□ 0.64 Square Pin



Circuits	Dimension mm	
	L1	L2
2X3	5.08	15.24
2X4	7.62	17.78
2X5	10.16	20.32
2X6	12.70	22.86
2X7	15.24	25.40
2X8	17.78	27.94
2X10	22.86	33.02
2X12	27.94	38.10
2X13	30.48	40.64
2X15	35.56	45.72
2X17	40.64	50.80
2X20	48.26	58.42
2X25	60.96	71.12
2X30	73.66	83.82
2X32	78.74	88.90

**成品規格圖**

TITLE	2.54mm Box Header Right Angle Type	CHK.	
PART NO	23X6960-XXDXXAX-XXX		
DRW NO		DR.	KEN
UNIT	mm(INCH)	PROJECT	96.01.04

ANGLES	±3°	SIZE	A4
LINEAR	0.0 ±0.38	SCALE	3:1
	0.00±0.25	SHEET	1/1

