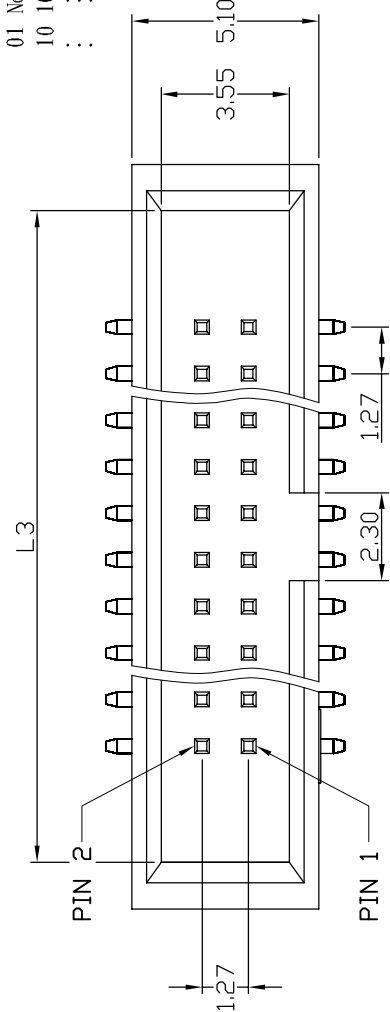


REV.	DESCRIPTION	DRW.	CHK.	APP.	DATE	Dimension mm		
						L1	L2	L3
A	RELEASE					2.54	10.11	8.56
						5.08	12.65	11.10
						6.35	13.92	12.37
						7.62	15.19	13.64
						8.89	16.46	14.91
						11.43	19.00	17.45
						13.97	21.54	19.99
						15.24	22.81	21.26
						16.51	24.08	22.53
						17.78	25.53	23.80
						20.32	27.89	26.34
						24.13	31.70	30.15
						26.67	34.24	32.69
						30.48	38.05	36.50
						36.83	44.40	42.85
						39.37	46.94	45.39
						41.91	49.48	47.93
						49.53	57.10	55.55
						62.23	69.80	68.25

Ordering information:
23X6740-XXM00PX-XXX-A-01

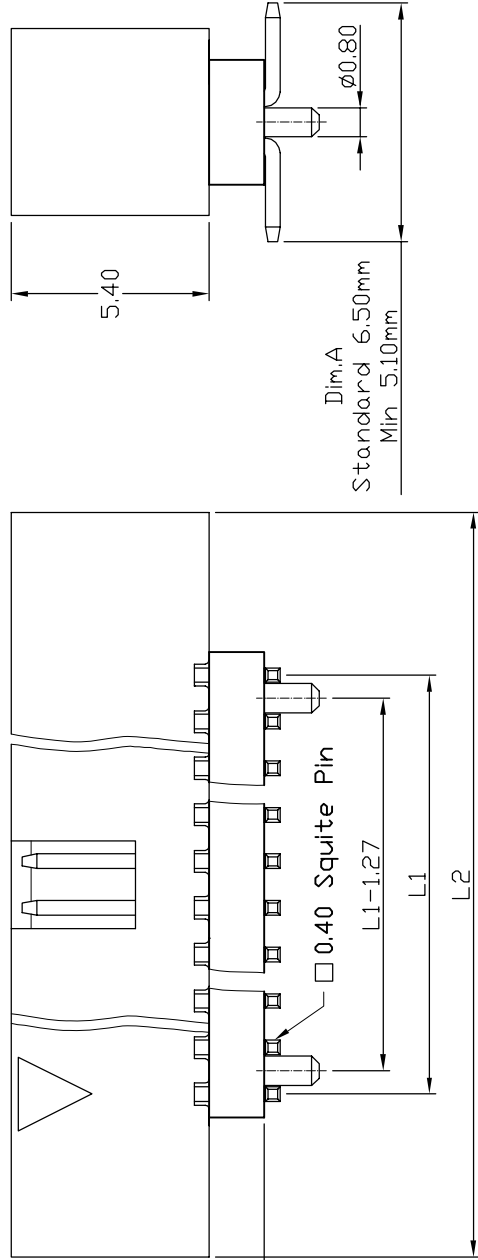
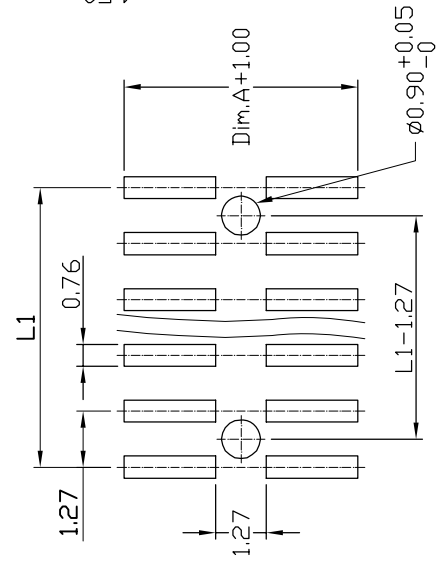
- N Nylon-6T
- L LCP
- Number of Contact
06, 10, 12, 14, 16, 20, 22,
26, 28, 30, 34, 40, 44, 50,
60, 64, 68, 80, 100
- Color
- Dimension Standard 6.50mm
- G Gold Plated
- T Tin Plated
- H Duplex Plated
- Contact Plating
01 Normal
10 10 μ"



SPECIFICATIONS

- Current Rating:
1 Amp
- Insulator resistance:
1000 Megohms Min.
- Contact resistance:
20 m ohms Max.
- Dielectric withstanding:
AC 500V/minute
Operating Temperature:
-40° ~ +105° C
- Contact Material:
BRASS
- Insulator Material:
High Temperature Thermoplastic
+Glass Fibre UL94V-0
Color: Black
- Finish:
Gold, Tin or Duplex plated
Standard: Gold flash all over
Duplex plated:
Gold plated on contact area
Tin on solder area

RoHS Compliance



Ref.

APP.		ANGLES	±3°	SIZE	A4
TITLE		LINEAR	0.0 ±0.38	SCALE	3:1
PART NO			0.00±0.25	SHEET	1/1
DRW NO		DR.	KEN		
UNIT		mm(INCH)	PROJECT	96.01.04	

成品規格圖



RECOMMENDED P. C. B. LAYOUT