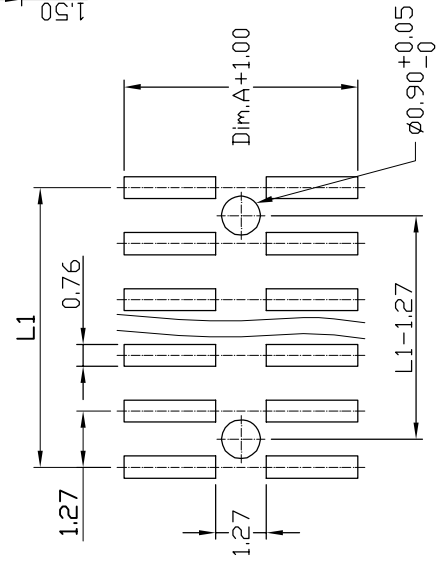


REV.	DESCRIPTION	DRW.	CHK.	APP.	DATE
A	RELEASE				

**SPECIFICATIONS**

Current Rating:  
 1 Amp  
 Insulator resistance:  
 1000 Megohms Min.  
 Contact resistance:  
 20 m ohms Max.  
 Dielectric withstanding:  
 AC 500V/minute  
 Operating Temperature:  
 -40° ~ +105°C  
 Contact Material:  
 BRASS  
 Insulator Material:  
 High Temperature Thermoplastic  
 +Glass Fibre UL94V-0  
 Color: Black  
 Finish:  
 Gold, Tin or Duplex plated  
 Standard: Gold flash all over  
 Duplex plated:  
 Gold plated on contact area  
 Tin on solder area

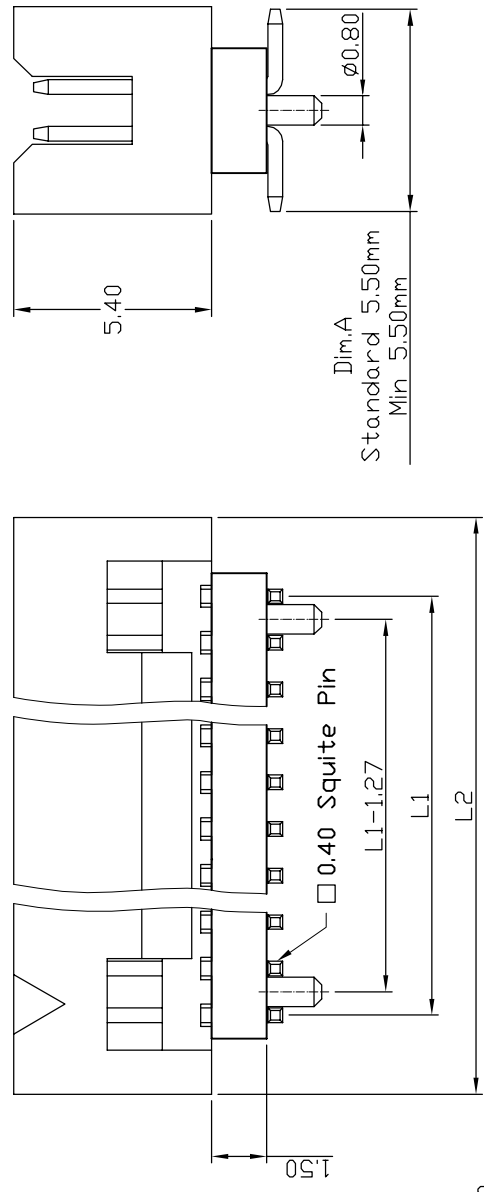
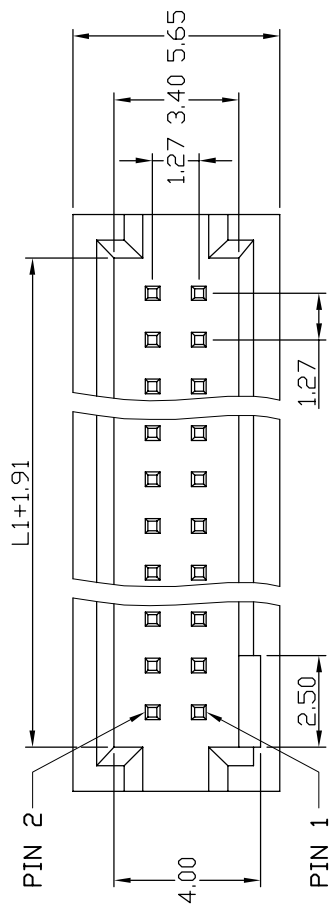
**RoHS Compliance**



RECOMMENDED P. C. B. LAYOUT

**Ordering information:**  
 23X6740-XXM00PX-XXX-A

N Nylon-6T  
 L LCP  
 Number of Contact  
 10-100  
 Color  
 Dimension  
 Standard 5.50mm  
 G Gold Plated  
 T Tin Plated  
 H Duplex Plated  
 Contact Plating  
 01 Normal  
 10 10 μ"



**Ref.**

APP.		ANGLES	±3°	SIZE	A4
成品規格圖		LINEAR	0.0	±0.38	3:1
TITLE 1.27mm Box Header SMT Type		0.00±0.25 SHEET 1/1			
PART NO 23X6740-XXM00PX-XXX-A		CHK.			
DRW NO		DR. KEN			
UNIT mm(INCH)		PROJECT		96.01.04	



Cir-cuits	Dimension mm	
	L1	L2
2x5	5.08	9.41
2x6	6.35	10.68
2x7	7.62	11.95
2x8	8.89	13.22
2x9	10.16	14.49
2x10	11.43	15.76
2x11	12.70	17.03
2x12	13.97	18.30
2x13	15.24	19.57
2x14	16.51	20.84
2x15	17.78	22.11
2x16	19.05	23.38
2x17	20.32	24.65
2x18	21.59	25.92
2x19	22.86	27.19
2x20	24.13	28.46
2x21	25.40	29.73
2x22	26.67	31.00
2x23	27.94	32.27
2x24	29.21	33.54
2x25	30.48	34.81
2x26	31.75	36.08
2x27	33.02	37.35
2x28	34.29	38.62
2x29	35.56	39.89
2x30	36.83	41.16
2x31	38.10	42.43
2x32	39.37	43.70
2x33	40.64	44.97
2x34	41.91	46.24
2x35	43.18	47.51
2x36	44.45	48.78
2x37	45.72	50.05
2x38	46.99	51.32
2x39	48.26	52.59
2x40	49.53	53.86
2x41	50.80	55.13
2x42	52.07	56.40
2x43	53.34	57.67
2x44	54.61	58.94
2x45	55.88	60.21
2x46	57.15	61.48
2x47	58.42	62.75
2x48	59.69	64.02
2x49	60.96	65.29
2x50	62.23	66.56