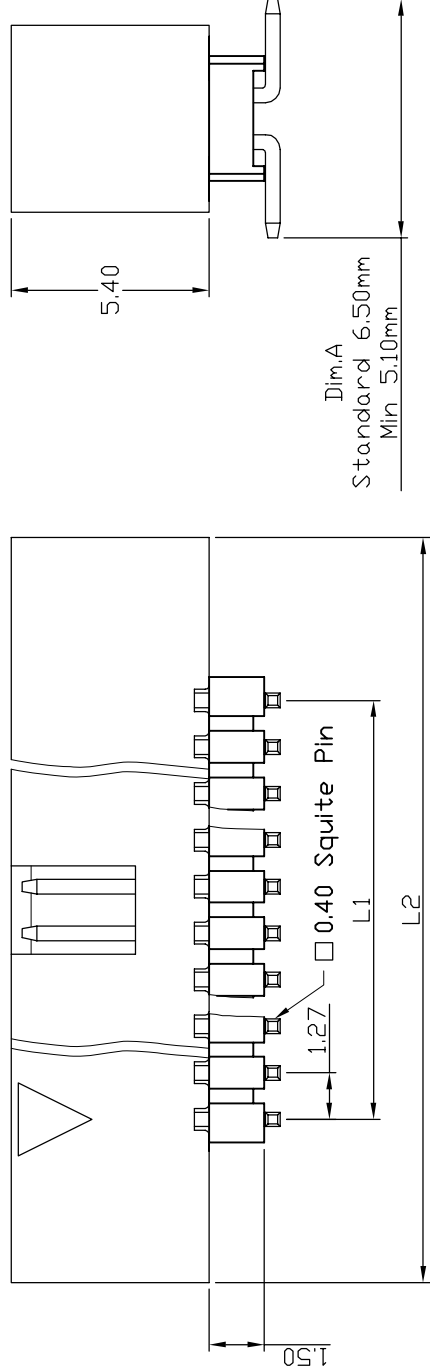
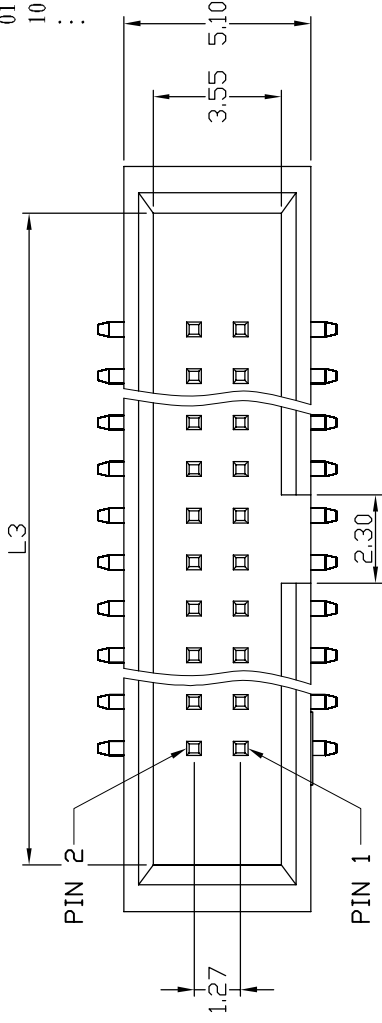


REV.	DESCRIPTION	DRW.	CHK.	APP.	DATE	Dimension mm		
						L1	L2	L3
A	RELEASE					2.54	10.11	8.56
						5.08	12.65	11.10
						6.35	13.92	12.37
						7.62	15.19	13.64
						8.89	16.46	14.91
						11.43	19.00	17.45
						13.97	21.54	19.99
						15.24	22.81	21.26
						16.51	24.08	22.53
						17.78	25.53	23.80
						20.32	27.89	26.34
						24.13	31.70	30.15
						26.67	34.24	32.69
						30.48	38.05	36.50
						36.83	44.40	42.85
						39.37	46.94	45.39
						41.91	49.48	47.93
						49.53	57.10	55.55
						62.23	69.80	68.25

**Ordering information:**  
23X6740-XXM00AX-XXX-A-01

- N Nylon-6T
- L LCP
- Number of Contact  
06, 10, 12, 14, 16, 20, 22,  
26, 28, 30, 34, 40, 44, 50,  
60, 64, 68, 80, 100
- Color
- Dimension Standard 6.50mm
- G Gold Plated
- T Tin Plated
- H Duplex Plated
- Contact Plating  
01 Normal  
10 10 μ"

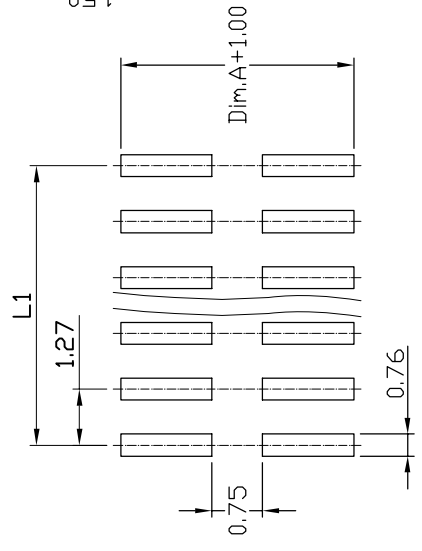


**Ref.**

**SPECIFICATIONS**

- Current Rating:  
1 Amp
- Insulator resistance:  
1000 Megohms Min.
- Contact resistance:  
20 m ohms Max.
- Dielectric withstanding:  
AC 500V/minute
- Operating Temperature:  
-40° ~ +105° C
- Contact Material:  
BRASS
- Insulator Material:  
High Temperature Thermoplastic  
+Glass Fibre UL94V-0  
Color: Black
- Finish:  
Gold, Tin or Duplex plated  
Standard: Gold flash all over  
Duplex plated:  
Gold plated on contact area  
Tin on solder area

**RoHS Compliance**



**成品規格圖**

TITLE	1.27mm Box Header SMT Type	CHK.	APP.	ANGLES	±3°	SIZE	A4
PART NO	23X6740-XXM00AX-XXX-A-01			LINEAR	0.0 ±0.38	SCALE	3:1
DRW NO					0.00±0.25	SHEET	1/1
UNIT	mm(INCH)	PROJECT	◎	DR.	KEN		
					96.01.04		



RECOMMENDED P. C. B. LAYOUT