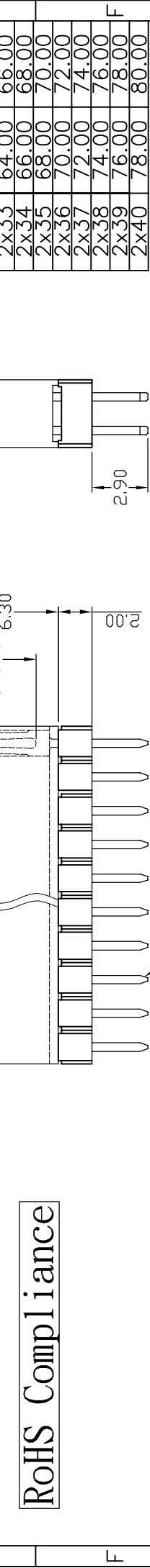
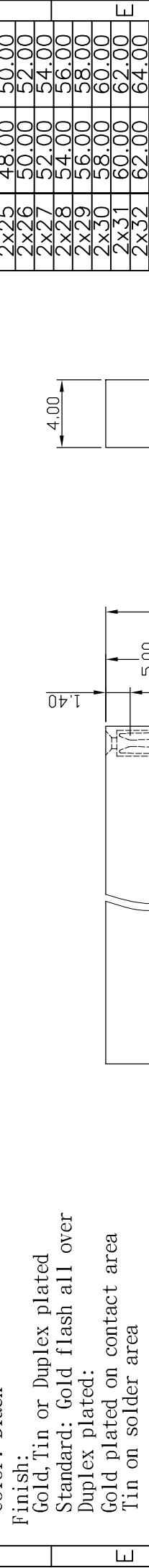
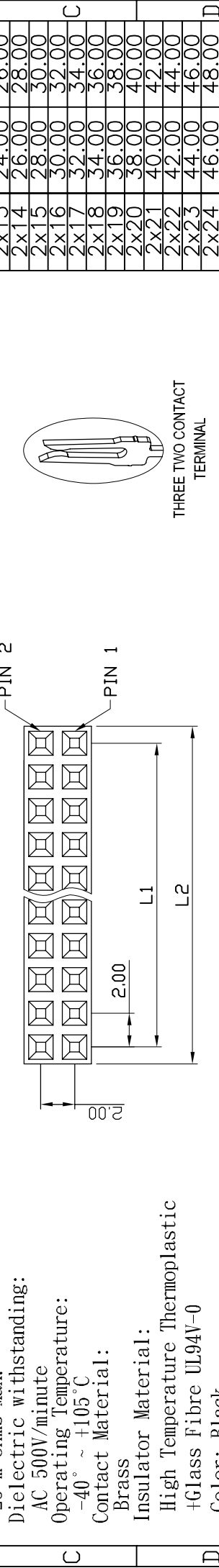


1	2	3	4	5	6	7	8
REV. DESCRIPTION	DRW. CHK.	APP.	DATE				
A	RELEASE						

**Ordering information:**  
 22P8262-XXSD2X-XXX-X

Number of Contact: 04~80  
 Color: N Nylon-6T  
 Contact Plating: G Gold Plated, T Tin Plated, H Duplex plated  
 01 Normal  
 10 10 $\mu$



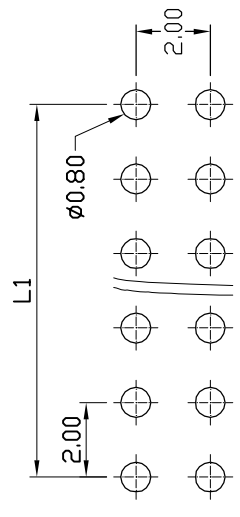
Circuits		Dimension mm
2x2	L1	2.00
2x3	L2	4.00
2x4		6.00
2x5		8.00
2x6		10.00
2x7		12.00
2x8		14.00
2x9		16.00
2x10		18.00
2x11		20.00
2x12		22.00
2x13		24.00
2x14		26.00
2x15		28.00
2x16		30.00
2x17		32.00
2x18		34.00
2x19		36.00
2x20		38.00
2x21		40.00
2x22		42.00
2x23		44.00
2x24		46.00
2x25		48.00
2x26		50.00
2x27		52.00
2x28		54.00
2x29		56.00
2x30		58.00
2x31		60.00
2x32		62.00
2x33		64.00
2x34		66.00
2x35		68.00
2x36		70.00
2x37		72.00
2x38		74.00
2x39		76.00
2x40		78.00
2x40		80.00

Ref.

TITLE		2.00mm Female Header Straight Type	CHK.	APP.	ANGLES	±3°	SIZE	A4
PART NO		22P8262-XXSD2X-XXX-X			LINEAR	0.0 ±0.38	SCALE	3:1
DRW NO						0.00±0.25	SHEET	1/1
UNIT		mm(INCH)	PROJECT	DR.	KEN		96.01.04	



RoHS Compliance



RECOMMENDED P. C. B. LAYOUT