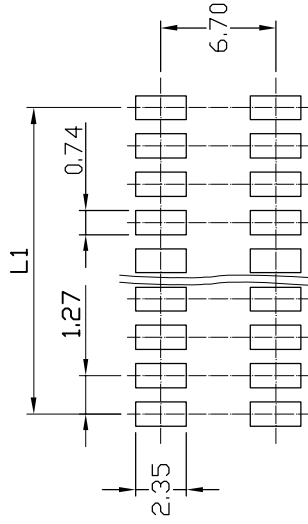


REV.	DESCRIPTION	DRW.	CHK.	APP.	DATE
A	RELEASE				

**SPECIFICATIONS**

- Current Rating: 1 Amp
- Insulator resistance: 1000 Megohms Min.
- Contact resistance: 20 m ohms Max.
- Dielectric withstanding: AC 500V/minute
- Operating Temperature: -40° ~ +105°C
- Contact Material: Phosphor Bronze
- Insulator Material: Nylon-6T UL94V-0
- Color: Black
- Finish: Gold, Tin or Duplex plated
- Standard: Gold flash all over
- Duplex plated: Gold plated on contact area
- Tin on solder area

**RoHS Compliance**



RECOMMENDED P. C. B. LAYOUT

Ordering information:

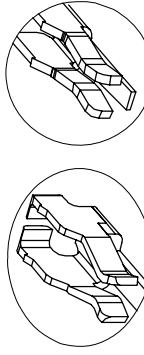
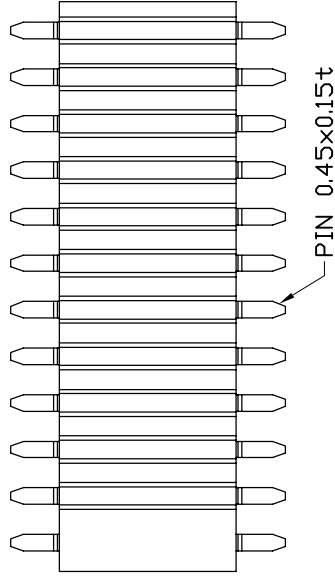
22P8742-XXM10X-XXX

Number of Contact  
06~A0(100)

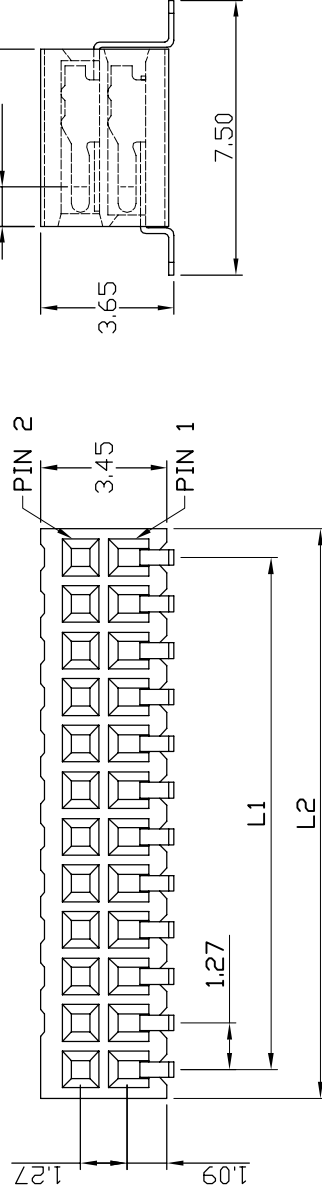
Color

G Gold Plated  
T Tin Plated  
H Duplex plated

Contact Plating  
01 Normal  
10 10 $\mu$ "  
: :  
: :



THREE SIDE CONTACT  
TERMINAL



**Ref.**

成品規格圖

TITLE 1.27mm Female Header SMT Type  
PART NO 22P8742-XXM10X-XXX

DR. KEN

UNIT mm(INCH) PROJECT

96.01.04

APP.

CHK.

DR.

UNIT

96.01.04

ANGLES  
LINEAR

±3°

SCALE

1/1

SIZE  
SCALE

±3°

SHEET

1/1



Cir-cuits	Dimension mm.	
	A	B
2x3	2.54	4.21
2x4	3.81	5.48
2x5	5.08	6.75
2x6	6.35	8.02
2x7	7.62	9.29
2x8	8.89	10.56
2x9	10.16	11.83
2x10	11.43	13.10
2x11	12.70	14.37
2x12	13.97	15.64
2x13	15.24	16.91
2x14	16.51	18.18
2x15	17.78	19.45
2x16	19.05	20.72
2x17	20.32	21.99
2x18	21.59	23.26
2x19	22.86	24.53
2x20	24.13	25.80
2x21	25.40	27.07
2x22	26.67	28.34
2x23	27.94	29.61
2x24	29.21	30.88
2x25	30.48	32.15
2x26	31.75	33.42
2x27	33.02	34.69
2x28	34.29	35.96
2x29	35.56	37.23
2x30	36.83	38.50
2x31	38.10	39.77
2x32	39.37	41.04
2x33	40.64	42.31
2x34	41.91	43.58
2x35	43.18	44.85
2x36	44.45	46.12
2x37	45.72	47.39
2x38	46.99	48.66
2x39	48.26	49.93
2x40	49.53	51.20
2x41	50.80	52.47
2x42	52.07	53.74
2x43	53.34	55.01
2x44	54.61	56.28
2x45	55.88	57.55
2x46	57.15	58.82
2x47	58.42	60.09
2x48	59.69	61.36
2x49	60.96	62.63
2x50	62.23	63.90