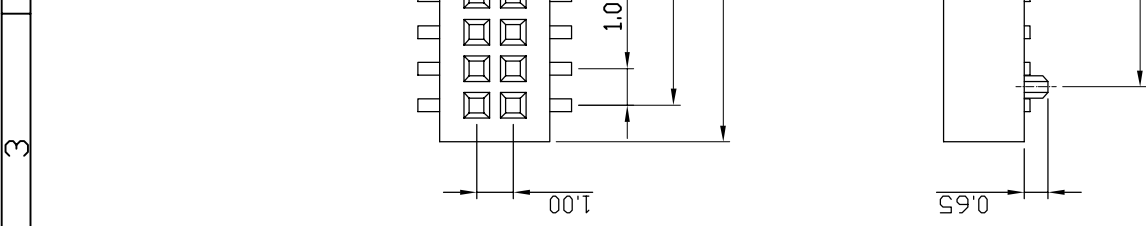
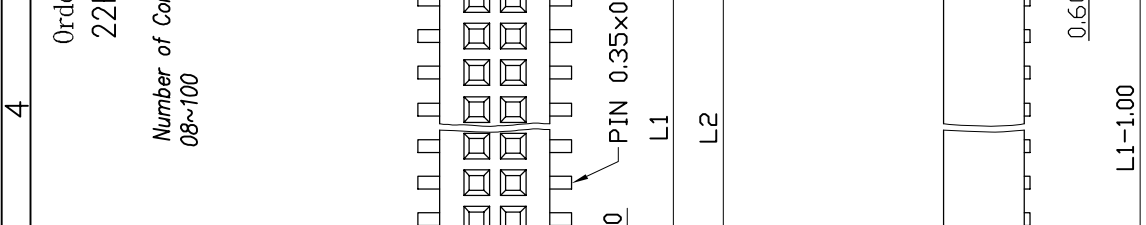
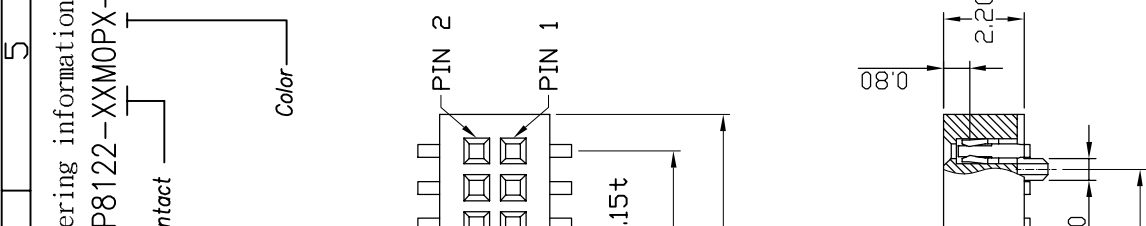


A	REV. DESCRIPTION	DRW.	CHK.	APP.	DATE	Dimension mm	
						L1	L2
A	RELEASE					2x4	3.00
						2x5	4.00
						2x6	5.00
						2x7	6.00
						2x8	7.00
						2x9	8.00
						2x10	9.00
						2x11	10.00
						2x12	11.00
						2x13	12.00
						2x14	13.00
						2x15	14.00
						2x16	15.00
						2x17	16.00
						2x18	17.00
						2x19	18.00
						2x20	19.00
						2x21	20.00
						2x22	21.00
						2x23	22.00
						2x24	23.00
						2x25	24.00
						2x26	25.00
						2x27	26.00
						2x28	27.00
						2x29	28.00
						2x30	29.00
						2x31	30.00
						2x32	31.00
						2x33	32.00
						2x34	33.00
						2x35	34.00
						2x36	35.00
						2x37	36.00
						2x38	37.00
						2x39	38.00
						2x40	39.00
						2x41	40.00
						2x42	41.00
						2x43	42.00
						2x44	43.00
						2x45	44.00
						2x46	45.00
						2x47	46.00
						2x48	47.00
						2x49	48.00
						2x50	49.00
						2x50	51.00

Ordering information:
 22P8122-XXM0PX-XXX-X
 Number of Contact 08~100
 Color
 L LCP
 G Gold Plated
 T Tin Plated
 H Duplex plated
 Contact Plating
 01 Normal
 10 10 μ "
 ...



THREE SIDE CONTACT TERMINAL

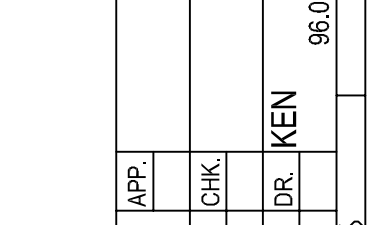
RECOMMENDED P. C. B. LAYOUT

RoHS Compliance

RECOMMENDED P. C. B. LAYOUT

APP.		ANGLES	±3°	SIZE	A4
TITLE		LINEAR	0.0	±0.38	SCALE
PART NO			0.00	±0.25	SHEET
DRW NO					1/1
UNIT		mm(INCH)	PROJECT	DR.	KEN
					96.01.04

成品規格圖
 1.00mm Female Header SMT Type
 22P8122-XXM0PX-XXX-X
 DR. KEN
 96.01.04



Ref.

RECOMMENDED P. C. B. LAYOUT

RECOMMENDED P. C. B. LAYOUT

RECOMMENDED P. C. B. LAYOUT

RECOMMENDED P. C. B. LAYOUT

RECOMMENDED P. C. B. LAYOUT

RECOMMENDED P. C. B. LAYOUT